

DIRECTIONS

- 1) Students will play with a partner.
- 2) Students will lay the cards face down.
- 3) Students will flip over 2 cards to see if they make a match. (___+___ and compound word).







QUICK DIFFERENTIATION


KIDS THAT NEED A CHALLENGE:

- 1) Students can write the word.
- 2) Students can use the word in a sentence.


KIDS THAT NEED A REVIEW:

- 1) Pull the students to a small group and say the word slowly to help them hear the parts of the word.







+





+





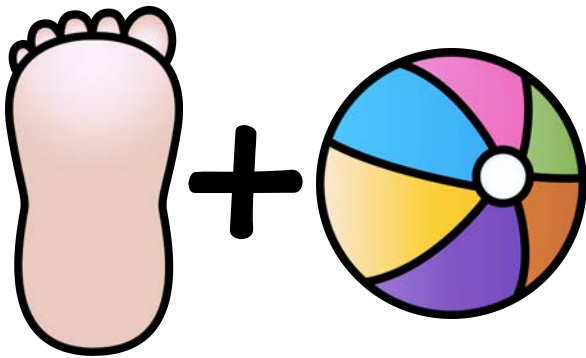



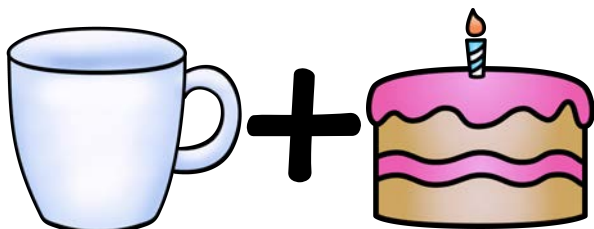





+

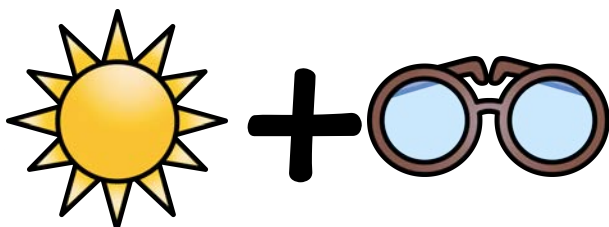

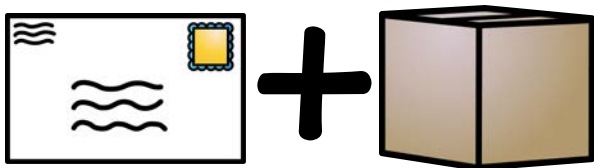













+


















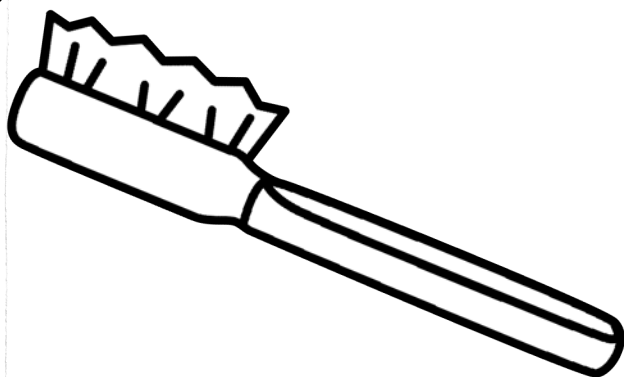
+





+




+

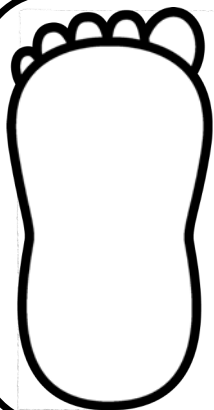



+











+




+




+






+







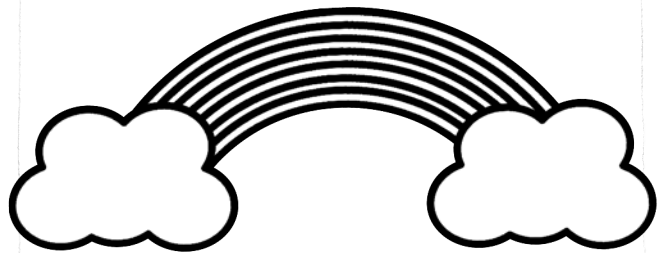

+



+



+



+



