

DIRECTIONS

- 1) Students will flip a picture card on the mat.
- 2) Students will say the word slowly and segment the syllables. As they segment the syllables, they will high five the hands on the mat.

QUICK DIFFERENTIATION

KIDS THAT NEED A CHALLENGE:

- 1) Students can write each word, using the syllable parts to stretch out the sounds.
- 2) Students can sort the words depending on how many syllables are in each word.



KIDS THAT NEED A REVIEW:

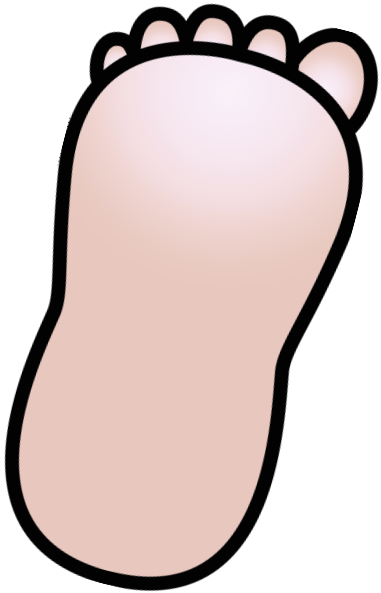



- 1) Pull students into a small group and model saying each word and listening for the syllables. Try clapping the word, stomping the word, using your hand under your chin to count how many times your chin goes down, or even saying it like a robot.

HIGH FIVE SYLLABLES






Flip the card. Say it out loud.
Segment the syllables in the word
by giving a high five to the hands.

Place cards
here.

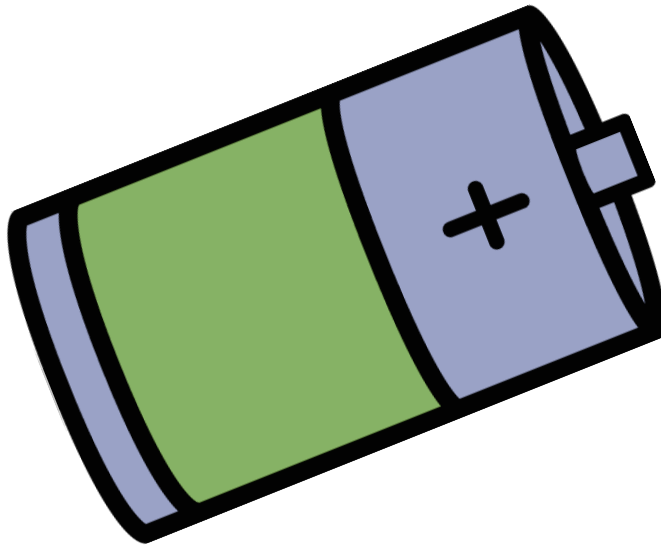






1 syllable: hat, crab, cat, foot, keys, bus



2 syllables: balloon, hammer, parrot, rabbit, pumpkin, flower












3 syllables: dinosaur, basketball, banana, butterfly, battery, umbrella

HIGH FIVE SYLLABLES






Flip the card. Say it out loud.
Segment the syllables in the word
by giving a high five to the hands.

Place cards
here.









1 syllable: hat, crab, cat, foot, keys, bus



2 syllables: balloon, hammer, parrot, rabbit, pumpkin, flower



3 syllables: dinosaur, basketball, banana, butterfly, battery, umbrella