

DIRECTIONS

- 1) Students will flip a card.
- 2) Students will say the word slowly as they segment the phonemes of the picture by adding a counter on a segment of the caterpillar for every phoneme heard.
- 3) Students will flip another card and repeat.

QUICK DIFFERENTIATION

KIDS THAT NEED A CHALLENGE:


- 1) Students can write the word they segment.
- 2) Students can write a sentence with the word.
- 3) Students can sort the pictures based on the number of phonemes they have.

KIDS THAT NEED A REVIEW:

- 1) Pull students up to a small group and model slowly saying each picture and have them place counters as you segment each phoneme and then let them repeat the segmenting after you do it.

Caterpillar Segmenting


Flip a card. Segment the sounds by adding a counter on the caterpillar for each phoneme heard.




Copyright © A Dab of Glue Will Do

Caterpillar Segmenting

Flip a card. Segment the sounds by adding a counter on the caterpillar for each phoneme heard.




Copyright © A Dab of Glue Will Do



Caterpillar Segmenting


Flip a card. Segment the sounds by adding a counter on the caterpillar for each phoneme heard.



Copyright © A Dab of Glue Will Do

Caterpillar Segmenting

Flip a card. Segment the sounds by adding a counter on the caterpillar for each phoneme heard.



Copyright © A Dab of Glue Will Do

