

# DIRECTIONS

- 1) Students will get a mat and counters.
- 2) Students will listen as the teacher says a sentence.
- 3) Students will place a counter on the shell for each word they hear in the sentence and then count the counters to show how many words they heard.

## QUICK DIFFERENTIATION

### KIDS THAT NEED A CHALLENGE:

- 1) Have students write out the sentence, paying attention to the fact that spaces separate each word.

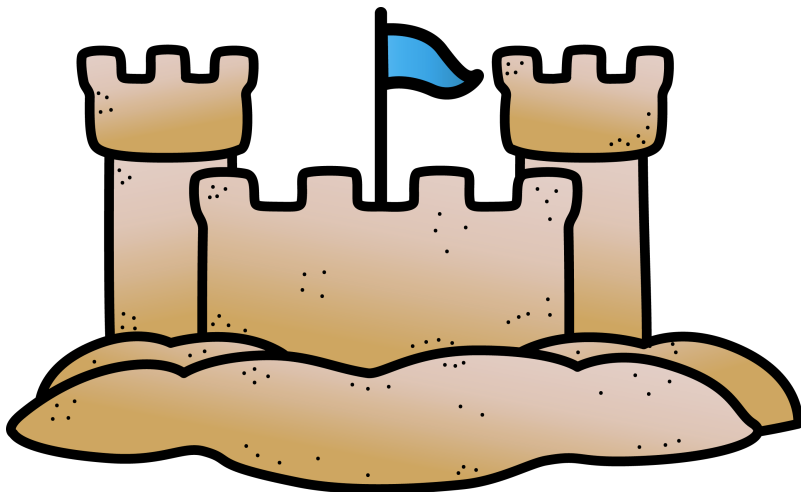

### KIDS THAT NEED A REVIEW:

- 1) Pull students into a small group and model how to repeat the sentence slowly to segment and count the words they hear.
- 2) Remind students that some words are small words and some words are long words (banana vs no).

# Silly Shell Sentence

Listen to the sentence.

Place a counter on the mat for each word you hear.





I hear \_\_\_\_\_ words.

# Silly Shell Sentence

Listen to the sentence.

Place a counter on the mat for each word you hear.



I hear \_\_\_\_\_ words.

# Silly Shell Sentences

Try out some of these sentences or create some of your own.

## 1-2 Word Sentences

No!  
Wait!  
Wow!  
I'm sorry.  
Oh no!  
Stop that.

## 3 Word Sentences

I like pickles.  
Frogs can hop.  
Shut the door!  
That was fun!  
He is swimming.  
That is small!

## 4 Word Sentences

The dog has spots.  
I like to run.  
She can eat bananas.  
He did his best.  
My mom can sing.  
Monkeys swing in trees.

## 5 Word Sentences

The bird has two wings.  
I can read the book.  
Here is an apple pie.  
Soccer is my favorite sport.  
Jill baked a chocolate cake.  
The cat chased the bird.