

Mother's Day

(mom version)



click
to
follow



A

DAB

of

GLUE will do



TERMS OF USE (TOU)

I know that you have many options when choosing to purchase learning resources so I want to thank you personally for purchasing this from A Dab of Glue Will Do. If you have any questions please email me at adabofgluewilldo@gmail.com. Please remember to leave feedback on this product so you can earn TPT credits that can go towards your next purchase. Please follow my store to be notified of new products.

Jennifer

You May:	You May Not:
<ul style="list-style-type: none">• Use this item for your personal use• Use this item for your classroom and/or students• Purchase unlimited licenses for others to use this item at 30% off the original price• Review this item for the purpose of recommending it to others as long as there is a direct link for it to be purchased from A Dab of Glue Will Do	<ul style="list-style-type: none">• Give this item to others• Copy this item for use by others• Post this item on a website {including a personal website, classroom website, or district website}• Copy or modify any part of this document to offer to others for free or for sale

This item is a paid digital download from my TPT store. As such, it is for use in one classroom only. This item is also bound by copyright laws, and redistributing, editing, selling, or posting this item (or any part thereof) on the Internet are all strictly prohibited without first gaining permission from the author. Violations are subject to the penalties of the Digital Millennium Copyright Act. Please contact me if you wish to be granted special permissions! Language Courtesy of: Selling Strategies

Font & Clipart Credits:




JOIN our
newsle+ter
for
new exclusive
blog posts & freebies, sales
resources & coupon codes

Click **HERE** to have this
and more delivered to
your inbox.

You might also be interested in
these items from our store!

Click on the picture to learn more about this resource.



A DAB of GLUE will do AT A GLANCE



Here is a quick glance at some of the most popular categories in our store. Click on the subject that you are interested in and you will be directed to that category in our Teachers Pay Teachers store.

Jennifer 



Science
Resources



Literacy
Resources



Math
Resources






Thematic
Resources






Popcorn
Words



Summer
Reviews



Directions:



1. Have students write why they love their mom on the pot and then illustrate a picture that matches what was written.

2. Have them color the 'mom' flower and then cut it out. They will cut the petals on the black line **all the way to the circle.**

3. Have them write a word or phrase on each petal that describes their mom. For example: one petal can say 'pretty' and another can say 'good cook.' Then have them cut out the other flower, but just cut on the outer line of the flower. Do not cut the petals all the way down to the circle.

4. Glue the 'mom' flower from page two onto the other flower (from page three). Put glue on the circle where it says 'glue here'. Align the two flowers directly on top of one another and press down on the circle. Hold for 30 seconds so the flowers will stick together.

5. Attach a pipe cleaner to the back of the stem to provide the flower with more stability.

You can print the pages on pastel colors instead of having students color.



